















Sheet Metal Take Off

for

22'W x 42.5'L x 8'H 3-Sided Classic Carport - 3-Sided 4.5'OC

Quantity	Description	Picture
18	10'0" (120") Roof Panel	
18	9'2" (110") Roof Panel	
9	4'8" (56") Roof Panel	
16	9'2" (110") Eave Side Panel	
4	4'8" (56") Eave Side Panel	
4	13'2" (158") Gable Panel	
4	9'0" (108") Gable Panel	

4	Butyl Tape, 35ft roll	
2	J-Trim 10.5ft	
2	3X3 Corner Trim 10.5ft	
2	1" Painted Panel Screw for ROOF, 250pc bag	
2	1" Painted Panel Screw for WALL, 250pc bag	
8	Ouside Foam Closure Strip	
	GABLE END TRIM OPTIONS BELOW	
145	OPTION 1: Vinyl Trim, in feet	
6	OPTION 2: 2"x2" Angle Trim 10.5ft	